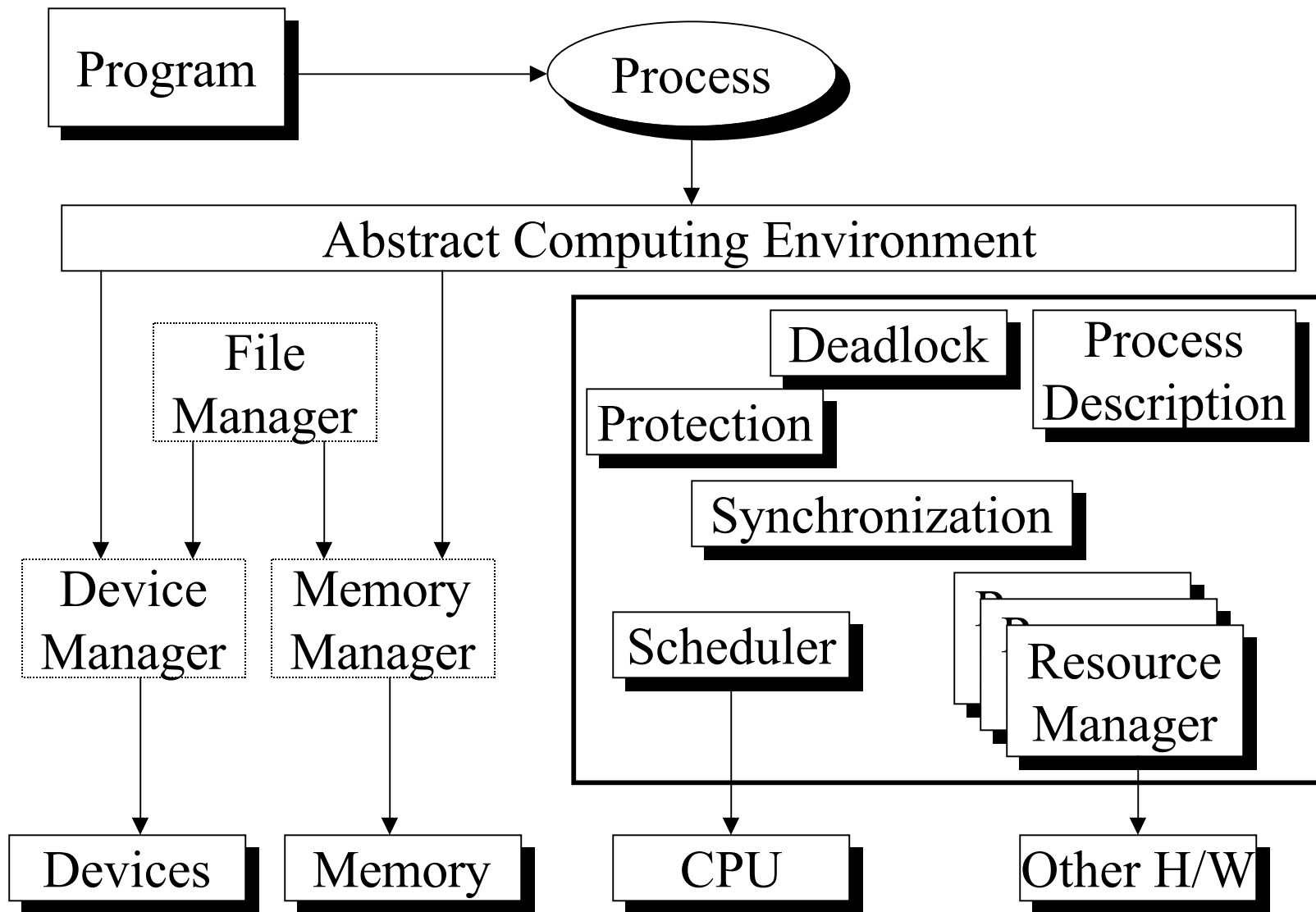


Process Management

Process Manager Overview



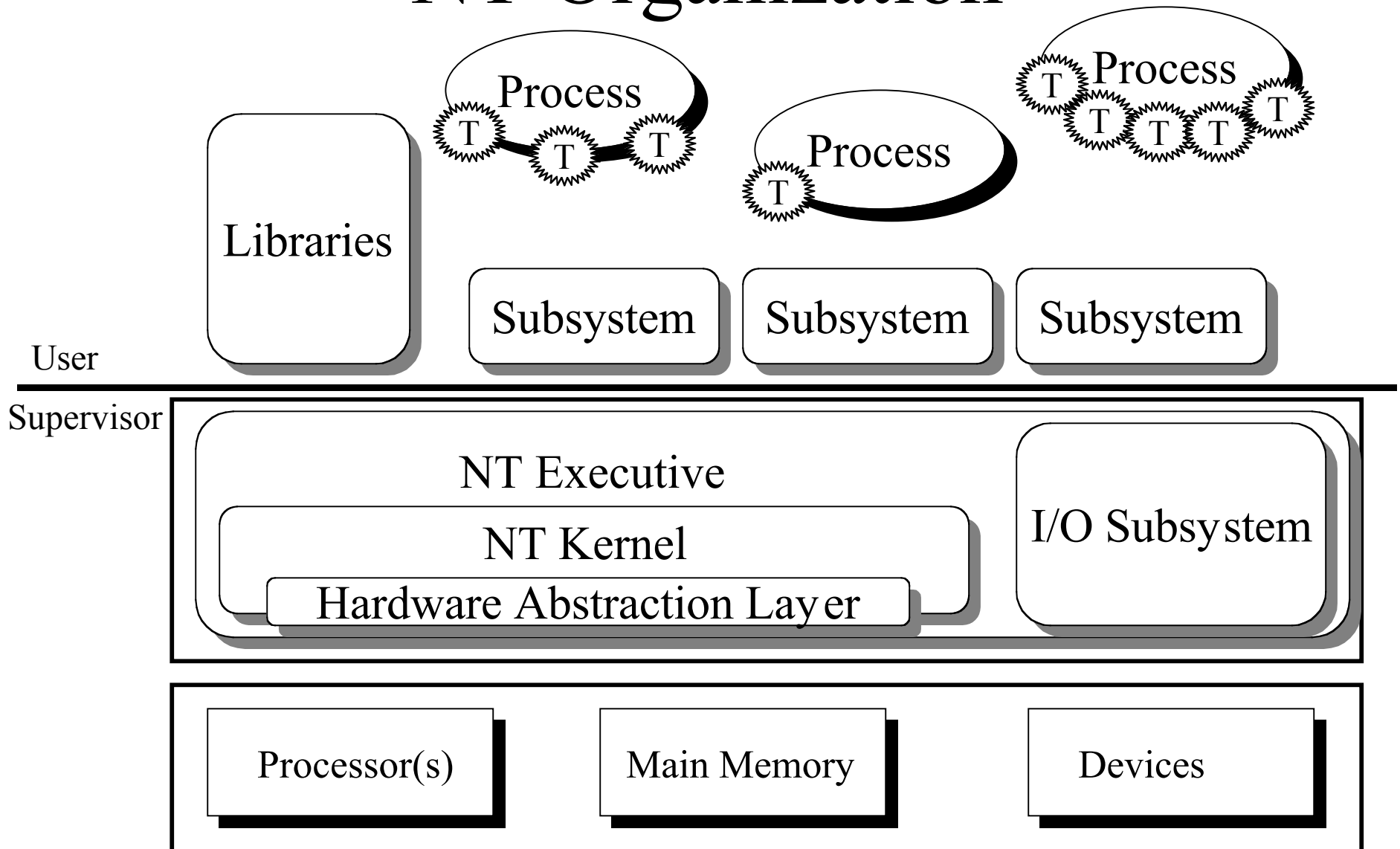
Process Management

- Representing the essential characteristics of a process -- the process descriptor
- What “things” can be referenced -- the address space
- Allocating resources
- Creating/destroying processes
- Scheduling the CPU (Chapter 7)
- Synchronization mechanisms (Chapters 8-9)
- Deadlock (Chapter 10)

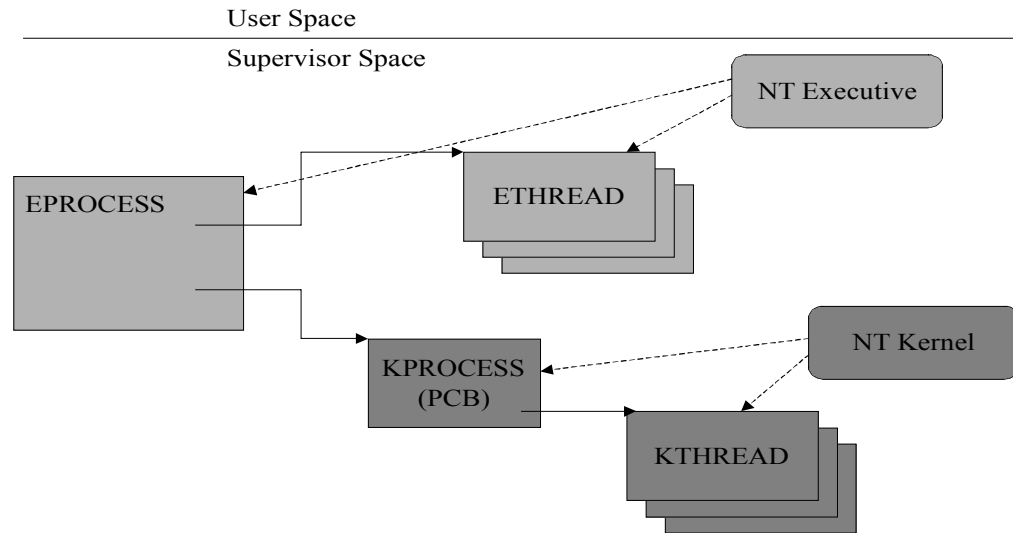
Process Descriptor

- OS creates process abstraction
- Descriptor is data structure for the process
 - Register values
 - Logical state
 - Type & location of resources it holds
 - List of resources it needs
 - Security keys
 - etc. (see Table 6.1 and the source code of your favorite OS)

NT Organization



NT Process Descriptor



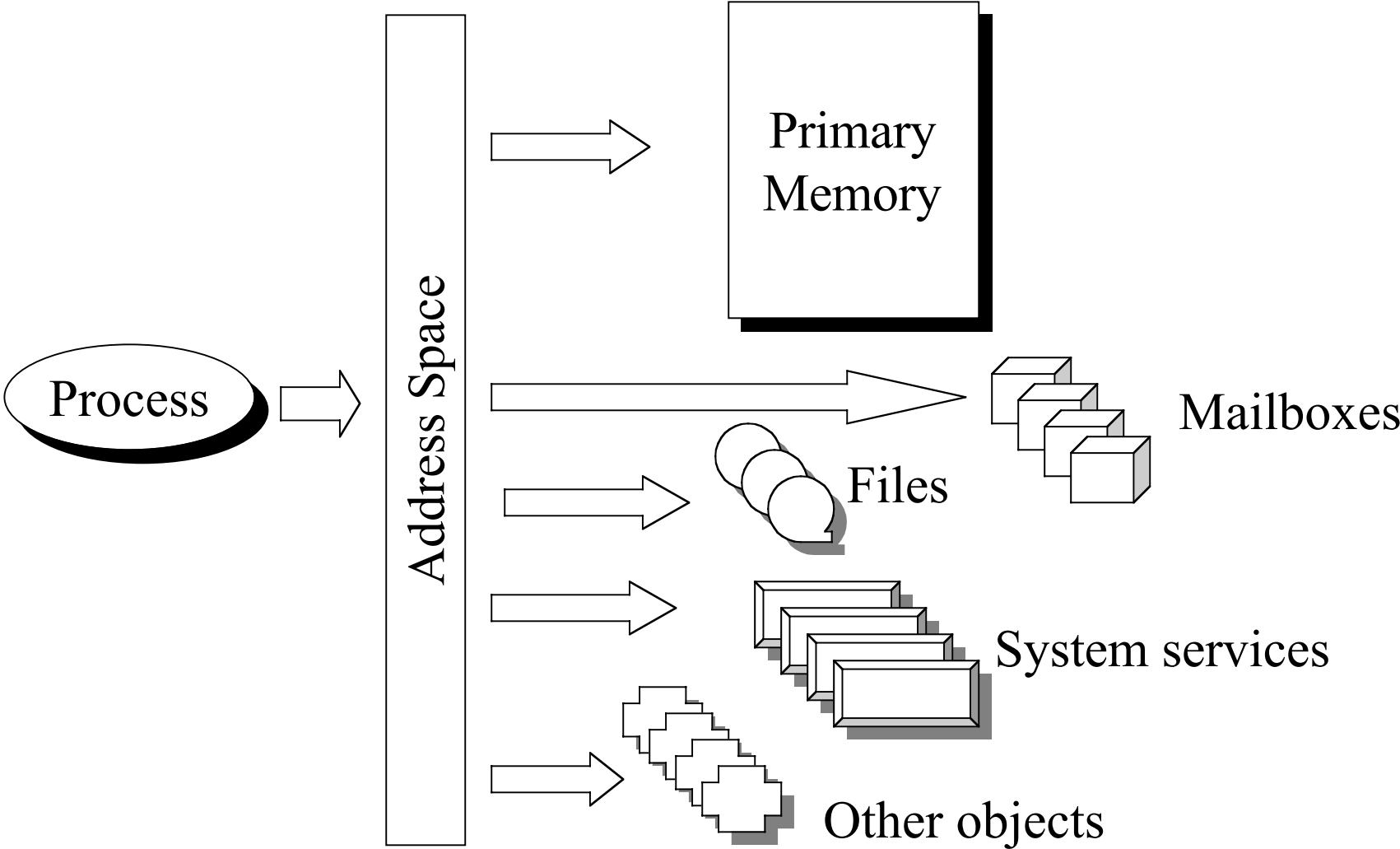
NT Process Descriptor

- Kernel process object including:
 - Pointer to the page directory
 - Kernel & user time
 - Process base priority
 - Process state
 - List of the Kernel thread descriptors that are using this process

NT Process Descriptor (cont)

- Parent identification
- Exit status
- Creation and termination times.
- Memory status
- Security information
- executable image
- Process priority class used by the thread scheduler.
- A list of handles used by this process
- A pointer to Win32-specific information

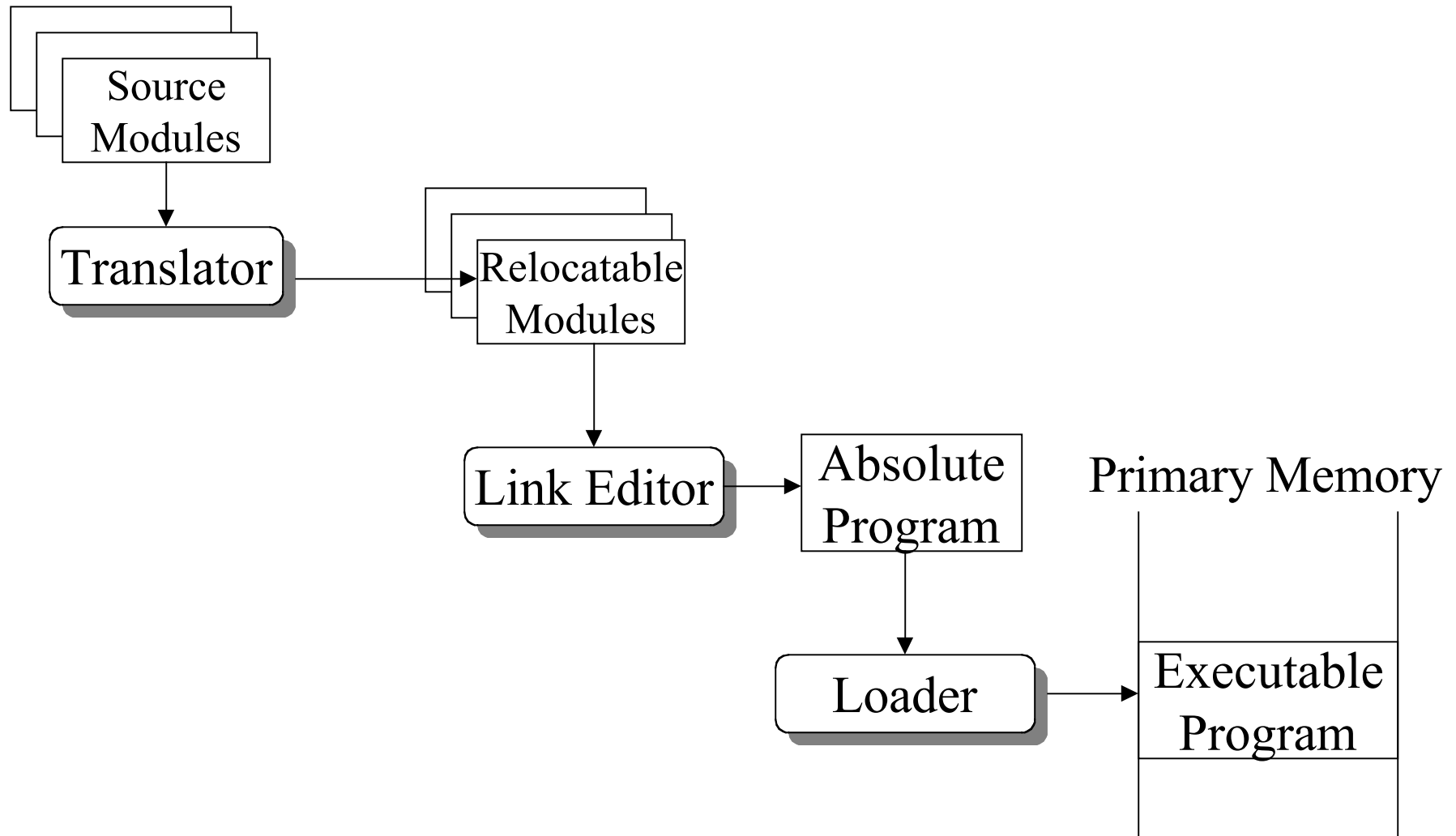
Address Space



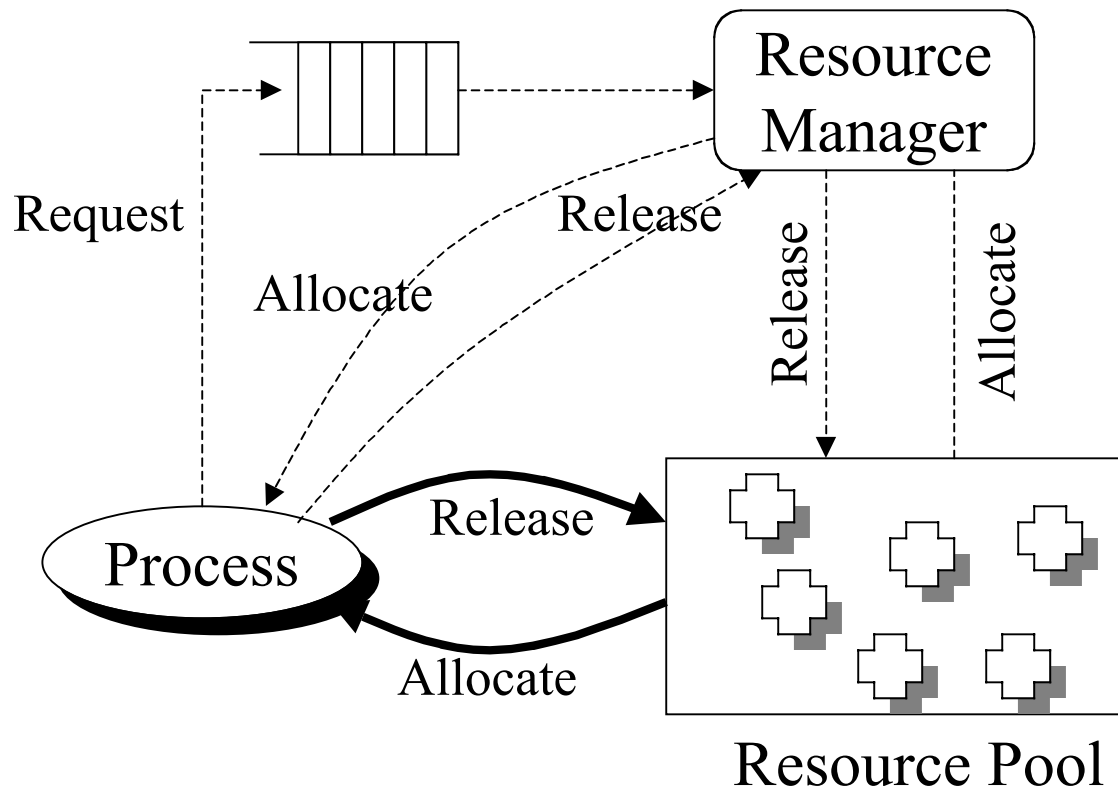
Defining the Address Space

- Some parts are built into the environment
 - Files
 - System services
- Some parts are imported at runtime
 - Mailboxes
 - Network connections
- Memory address block is created at compile time

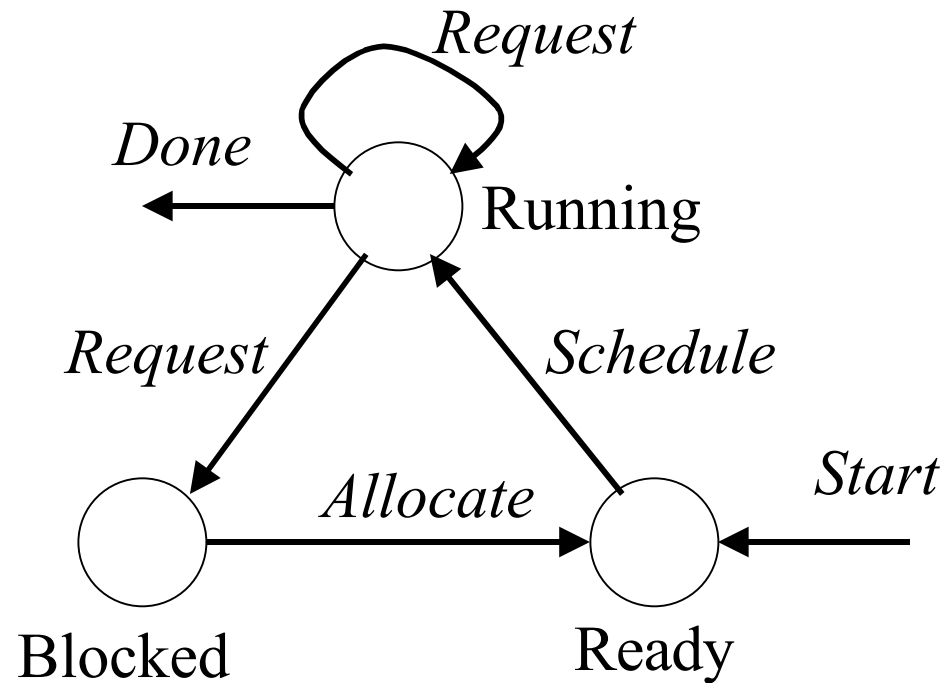
The Compile Time Component



Resource Manager



Process State (Version 1)



Creating a Process

- Have seen UNIX `fork` & `exec`
- Derived from `FORK`, `JOIN`, & `QUIT`

`FORK (label)` : Create another process in the same address space beginning execution at instruction `label`

`QUIT ()` : Terminate the process.

`JOIN (count)` :

```
    disableInterrupts ();
```

```
    count--;
```

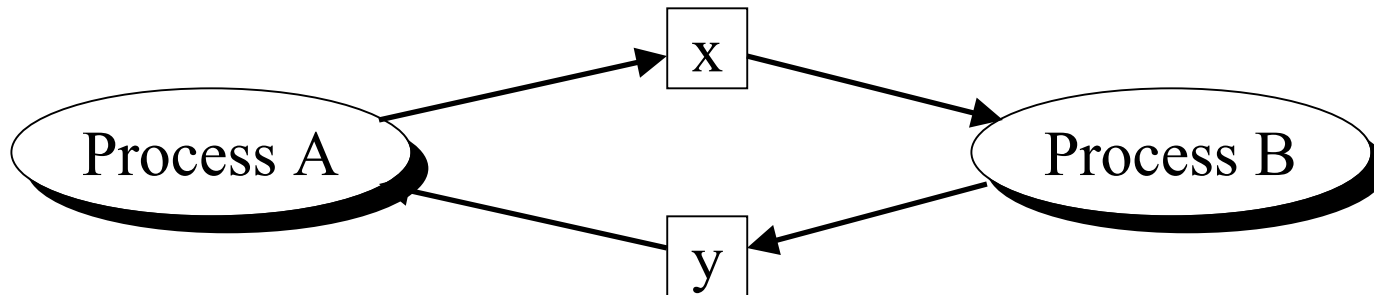
```
    if (count > 0) QUIT ();
```

```
    enableInterrupts ();
```

Example

```
procA() {  
  while(TRUE) {  
    <compute section A1>;  
    update(x);  
    <compute section A2>;  
    retrieve(y);  
  }  
}
```

```
procB() {  
  while(TRUE) {  
    retrieve(x);  
    <compute section B1>;  
    update(y);  
    <compute section B2>;  
  }  
}
```



Example (cont)

```
L0:  count = 2;  
     <compute section A1>;  
     update(x);  
     FORK(L2);  
     <compute section A2>;  
L1:  JOIN(count);  
     retrieve(y);  
     goto L0;  
L2:  retrieve(x);  
     <compute section B1>;  
     update(y);  
     FORK(L3);  
     goto L1;  
L3:  <compute section B2>  
     QUIT();
```


Example (cont)

```
L0:  count = 2;
      <compute section A1>;
      update(x);
      FORK(L2);
      <compute section A2>;
L1:  JOIN(count);
      retrieve(y);
      goto L0;
L2:  retrieve(x);
      <compute section B1>;
      update(y);
      FORK(L3);
      goto L1;
L3:  <compute section B2>
      QUIT();
```

```
L0:  count = 2;
      <compute section A1>;
      update(x);
      FORK(L2);
      retrieve(y);
      <compute section B1>
      update(y);
      FORK(L3)
L1:  JOIN(count);
      retrieve(y);
      goto L0;
L2:  <compute section A2>;
      goto L1;
L3:  <compute section B2>
      QUIT();
```

Process Hierarchies

- Parent-child relationship may be significant: parent controls children's execution

